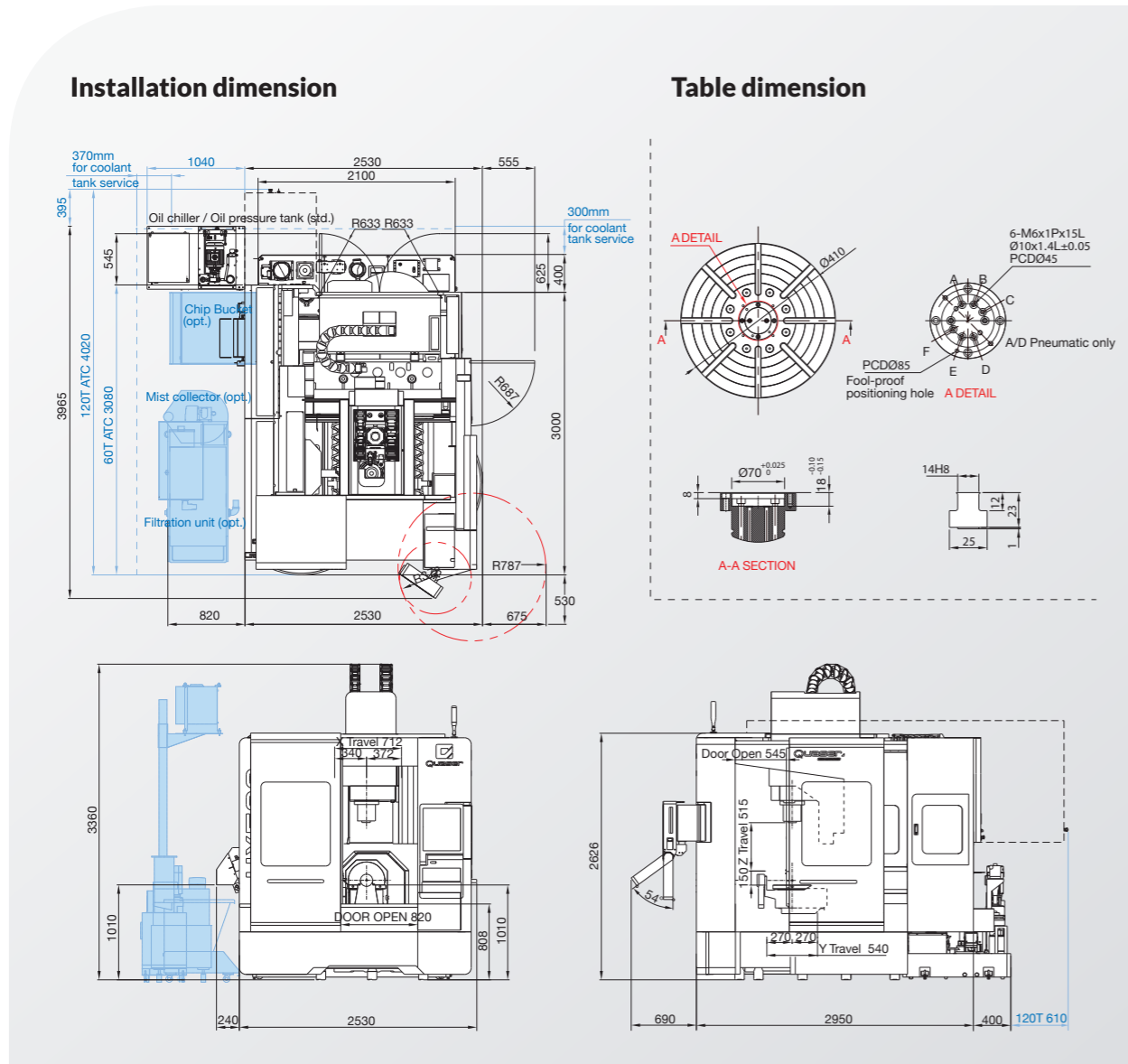


Machine Dimensions



UX500

Multi Face 5 Axes M/C

Taichung Taiwan

No.3, Gong 6th Rd., Youshih Industrial Park,
Dajia Dist, Taichung City 43768, Taiwan

www.quaser.com
sales@qmt.com.tw
T +886 426821277
F +886 426821266

Jiangsu China

(B)No.287, Kangzhuang Rd., Zhoushi
Town, Kunshan City, Jiangsu, P.R. China

qmtc@qmt.com.tw
T 051282627139
F 051282627138

Heiligenhaus Germany

Carl-Zeiss-Straße 22, 42579
Heiligenhaus, Germany

qe@qmt.com.tw
T +49 205 6259 6780
F +49 173 5488 713

South Carolina USA

3049 Southcross Boulevard, Suite 105
Rock Hill, South Carolina 29730 USA

sales@winbrogroup.com
T +1 803 985 9481 (Sales)
F +1 888 948 6400 (Service)

Leicestershire UK

Unit 1, Gelders Hall Road, Shepshed
Leicestershire LE12 9NH, UK

sales@winbrogroup.com
T +44 (0)1530 516 000

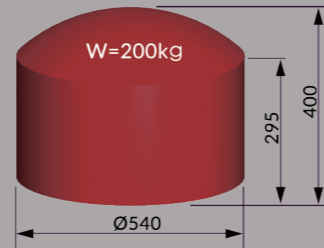
29033001 / Mac's TEL: 04-24733326



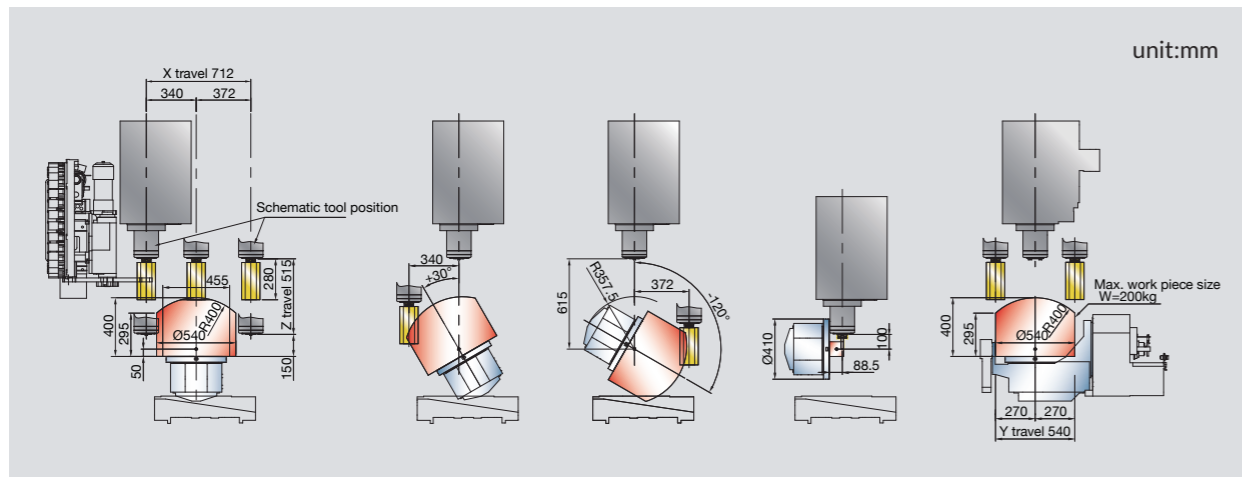
Cutting Area and Interference



	UX500C	
	Rotary Axis (C-axis)	Tilting Axis (B-axis)
Drive method	Worm	Worm
Max. work piece size (mm)	Ø 540 x 400	
Table load capacity (kg)	200	
Maximum R.P.M (min ⁻¹)	22.2	16.6(F/S); 22.2(T)
Indexing accuracy (sec)	8*	12*
Repeatability (sec)	4*	8*
Clamping torque (Nm)	1,600	2,500



Note: *With rotary encoder




Ergonomic Operation




UX500		
A	Spindle to side door at a convenient	295mm
B	From center of table to front door	654mm
C	Max. size when front door open	820mm
D	Side door opening	545mm
E	Swivel type operation panel	
F	Documentation & hand tool shelf	
G	Tool loading/ unloading on magazine side	
H	Centralized configuration of lubrication and pneumatic panel	

ATC System



Coolant & Chip Management



	UX500C
Coolant tank	450L
Coolant through spindle	Opt.
Nozzle coolant	3 bar
Wash gun	Std.
Chip augers	Std.
Wash down	3 bar

Standard / Optional Accessories

Standard / Optional accessories	UX500	
	Multi face	C 5 axes
Spindle code	12C	
FANUC 0i-MF Plus (5 Face)	●	×
HEIDENHAIN TNC620 (5 Face)	○	×
HEIDENHAIN TNC640 (5 Axes)	×	○
HEIDENHAIN advanced function set2	×	○
SIEMENS 828D	○	×
Oil chiller	●	●
40 taper / 30 position tool magazine	●	●
40 taper / 48 / 60 / 90 / 120 position tool magazine	○	○
Pull stud for BT tooling	○	○
Balance tooling for spindle warm up	○	○
BBT spindle attachment (Double contact)	●	●
ATC auto door	●	●
X / Y / Z linear scale	○	○
Rotary encoder on B & C axes	●	●
Remote manual pulse generator	●	●
Transformer ⁽¹⁾	○	○
Work probe receive OMI-2T	●	●
Work probe OMP-40	○	○
Tool length / breakage measurement	○	○
6 Port through table	○	○
Reference rod (for thermal comp with probe)	●	●
Coolant system	●	●
Coolant through ball screw	○	○
Coolant through spindle 20 bar	○	○
Coolant wash gun	●	●
Coolant wash down	●	●
Air gun	○	○
Chip conveyor	●	●
Chip augers	●	●
Cutter air blast	●	●
Oil-mist collector	○	○
Bag filtration	○	○
Filtration unit	○	○
Documentation (USB) ⁽²⁾	●	●
Total Enclosure Guard (with Top side cover)	●	●
Work light	●	●
Machine status light	●	●
CE & EMC ⁽³⁾ / GB	○	○

Note: ⁽¹⁾ Transformer as standard or optional item will be varied according to control system and power supply condition. **●** Standard **○** Option **×** N/A
⁽²⁾ Paper documentation is optional. ⁽³⁾ As standard for EU area.

Technical Data

Technical Data	UX500		
	C		
	Multi face		5 axes
Spindle code	12C		
Work range			
Table size (mm)	Ø410		
Travel	X / Y / Z (mm)	712 / 540 / 515	
	B / C (degree)	+30° ~ -120° / 360° (Continuous)	
Max. swing (mm)	Ø540		
Table surface to spindle nose (mm)	150 ~ 665		
Spindle nose to tilting center at 90° (mm)	150 ~ 665		
Max. work piece size (mm)	Ø540 x 400 ⁽¹⁾		
Table load capacity (kg)	200 kg		
Feed drive			
Feed force	X / Y / Z (N)	6,283 / 6,283 / 11,519 (F)	
		6,283 / 6,283 / 14,137 (S)	
Rapid movement	X / Y / Z (m/min)	9,268 / 9,268 / 11,310 (T)	
		36 / 36 / 36	
Acceleration	X / Y / Z (m/s ²)	B=22.2(T) 16.6(F ; S) / C=22.2	
		3 / 3 / 2.5	
Dia. & pitch of the ball screw (mm)	Ø40 / P= 12/ 12/ 12		
Main spindle			
Spindle taper	BBT40		
Max. spindle speed	12,000		
Spindle base speed	1,500		1,500
Spindle output power (kW)	F*	18.5	15
		T / S**	17 / 13.3
Spindle output torque (Nm)	F*	118	95.5
		T / S**	108 / 85
Spindle transmission	Coupling		

Technical Data	UX500	
	C	
	Multi face	5 axes
Spindle code	12C	
Tool changer		
Tool selection	Random	
Magazine positions	30 (std.) 48 / 60 / 90 / 120 (opt.)	
Max. tool diameter w/o adjacent tool	Ø76.2 / Ø125	
Max. tool length	280	
Max. tool weight	7 kg	
Tool to tool time (sec.)	1.7±0.2	
Chip to chip time (sec.)	9.0±0.2	
Coolant system		
Coolant tank capacity (Liter)	450L	
Pump capacity	75 / min., 3 bar	
	- Nozzle coolant	Opt. (25L/min.,20bar)
	- Coolant through spindle	
- Wash down	75 L/min., 3 bar	
Machine size		
Height (mm)	3,360	
Floor space W x D (mm)	2,770 x 4,040	
Weight (kg)	8,430 (30ATC) 8,730 (48ATC)	
	8,930 (60ATC) 9,690 (90ATC) 9,750 (120ATC)	
Connections		
Main power	220V or 380V or 400V or 415V / 50Hz or 60Hz	
Power consumption (KVA)	30(F)(T) 25(S)	

Control: (F) FANUC (S) SIEMENS (T) HEIDENHAIN

Note: ⁽¹⁾ Please refer to actual max. workpiece interference diagram.

* (S3-25%) ** (S6-25%)

- Machine specification might be different from the catalog if any specification is updated.